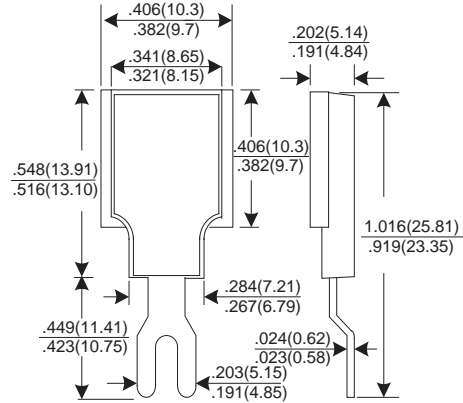


## Mechanical Dimensions

### Description



### BLOCK

Dimensions in inches and (millimeters)

#### Features

- ★ Low forward voltage drop
- ★ High current capability
- ★ High reliability
- ★ High surge current capability

#### Mechanical Data

- ★ Case: OFC Heat Sink
- ★ Encap: Epoxy Sealed Rated  
UL94V-0
- ★ Weight: 2.82 gram

### MAXIMUM RATINGS AND ELECTRICAL CHARACTERISTICS

Rating at 25°C ambient temperature unless otherwise specified.

	SYMBOL	B5002	B004	B5006	UNIT
Maximum Peak Repetitive Reverse Voltage@Irrm=10uA	VRRM	200	400	600	V
Maximum RMS Voltage	VRMS	140	280	420	V
Maximum DC Blocking Voltage(TA=25°C)	VB	200	400	600	V
Maximum Average Forward Current Io@Tc=150°C 60 Hz, resistive or inductive load	I(AV)	50			A
Peak Forward Surge Current, 8.3ms single Half sine-wave superimposed on rated load (JEDEC method)	IFSM	600			A
Maximum Inst. Forward Voltage Drop, IF at 100Amp	VF	1.2			V
Maximum DC Reverse Current (VB)@TJ=25°C	IR	10			uA
At Rated DC Blocking Voltage (VB)@TJ=175°C		500			uA
Operating Junction and Storage Temperature Range	TJ, TSTG	-40 to +175			°C

## RATINGS AND CHARACTERISTIC CURVES BYFR5002~BYFR5006

FIG.1 - FORWARD CURRENT DERATING CURVE

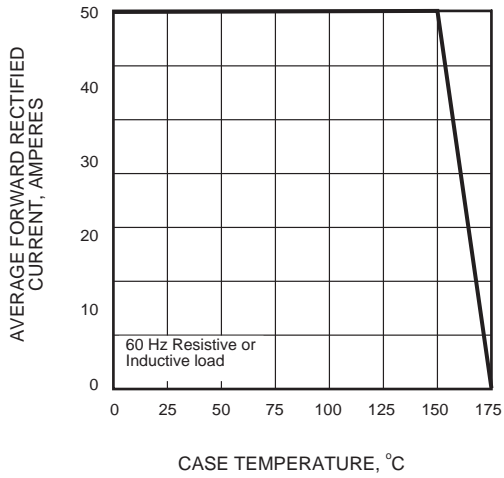


FIG.2 - MAXIMUM NON-REPETITIVE PEAK FORWARD SURGE CURRENT

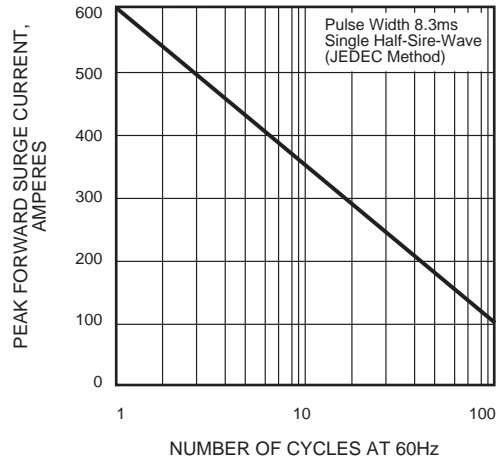


FIG.3 - TYPICAL INSTANTANEOUS FORWARD CHARACTERISTICS

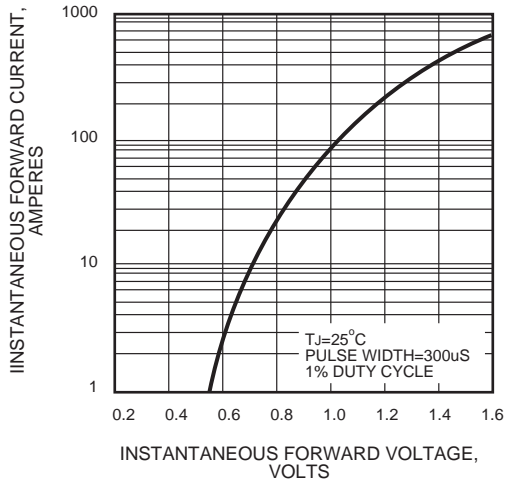


FIG.4 - TYPICAL REVERSE CHARACTERISTICS

